




CAMARO™
FLOORING COLLECTION

The Camaro flooring collection of Luxury Vinyl Tiles (LVTs) has been developed with you and your home firmly in mind. Following extensive design, trend and performance research our experienced product designers have hand selected a collection of beautifully replicated wood, stone and slate floorcoverings, that will enhance any home interior.

Guiding you through the selection process for choosing your new floor, we provide you with all the inspiration you need to refine your home décor scheme. Browse through dozens of aspirational interiors and discover insider hints and tips. Be inspired by a wide range of high-design flooring layouts and ideas ranging from classic arrangements to more ambitious bespoke patterns that give your home a Creative Edge.

The Camaro collection provides enhanced durability due to the ultra-hard wearing, easy to clean product construction, making it ideal for any residential interior. Available in a range of authentic tile and plank sizes and supported by a versatile collection of inlay accessories, the number of creative combinations you can achieve is limitless.



DISCOVER YOUR
CREATIVE EDGE

Creating a stylish and individual floor for your home is now even easier. Whether you are looking to add details and highlights, mix and match multiple shades, or push boundaries with a bespoke design, it's all simple to achieve with the Camaro Creative Edge guide.

To make choosing your new floor as straightforward as possible, every Camaro installation image shown has been given a design reference code for easy identification and a 1-3 star rating. These ratings have been developed to give you an indication of the complexity of each design, and the level of pre-cutting required.

The flooring designs shown throughout the brochure are only a selection of what can be achieved using Camaro Luxury Vinyl Tiles. If you have your own unique concept in mind, your flooring provider will be able to offer further advice.

CUTTING PRICE GUIDE



STANDARD
no cutting



STRAIGHT
basic cutting



BESPOKE
complex cutting



WOOD

Each of Camaro's stunning wood designs effortlessly replicate the natural beauty and detailed timber variations found within individual planks, creating a warm and inviting space in your home. Each timber design features a carefully selected surface texture to further enhance its natural appearance, and is offered in a plank size suited to the wood species depicted. Presented within this brochure in a wide range of interior styles and design floor layouts, feel inspired by the array of authentic wood flooring designs Camaro has to offer.



Send us your home installations to twitter.com/Polyflorathome and we will select the best ones to feature on our blog.polyflorathome.com

CAMARO™
FLOORING COLLECTION



Cambridge Parquet 2251



1



2



3




Plank size 76.2 x 228.6mm

This design features a micro bevel

1, 2. Parquet Tramline. Design ref: 213 3. Parquet Herringbone. Design ref: 212

Georgian Parquet 2252



1



2



3

Plank size 76.2 x 228.6mm

This design features a micro bevel

1, 2. Woodblock. Design Ref 224 3. Woodblock / Parquet Tramline / Parquet Herringbone. Design ref: 224 / 213 / 212



4, 5. Parquet Herringbone. Design ref: 212



Cashmere Oak 2244



1



2



3



Plank size 184.2 x 1219.2mm

1, 2. Random straight laid. Design ref: 103 3. Plank Weave. Design ref: 217

Quayside Oak 2246



Plank size 184.2 x 1219.2mm

1. 45° Random straight laid. Design ref: 103 2. Straight laid ships decking effect, with Maple Marquetry Strip. Design ref: 201
 3. Random straight laid. Design ref: 103

Sienna Oak 2248



1



2



3



Plank size 184.2 x 1219.2mm



4. 5. Full plank chevron. Design ref: 210



American Oak 2217




Plank size 101.6 x 914.4mm

- 1. Random straight laid, inlaid with Brown Feature Strip every two plank widths. Design ref: 203
- 2. Triple row wood triangles, with Natural Oak Marquetry Strip. Design ref: 227
- 3. Full Plank Herringbone. Design ref: 207

Salvaged Timber 2247



Design includes three plank sizes 76.2 / 101.6 / 152.4 x 914.4mm

 This design features a micro bevel

1, 2, 3. Random straight laid. Design ref: 103

Nut Tree 2202



Plank size 101.6 x 914.4mm

Natural Oak 2232



1



2



3



Plank size 152.4 x 1219.2mm

1. Double plank tramline. Design ref: 215 2. Random straight laid. Design ref: 103
 3. Random straight laid, with 1/2 plank and Walnut Marquetry Strip perimeter. Design ref: 515

Wild Amber Oak 2249



Plank size 184.2 x 1219.2mm

1, 2, 3. Random straight laid. Design ref: 103

Vintage Timber 2220



1



2



Plank size 152.4 x 914.4mm

1. Random straight laid. Design ref: 103 2. Straight laid ships decking effect, with Brown Feature Strip. Design ref: 201



Bianco Oak 2241



1



2



3



Plank size 184.2 x 1219.2mm

1, 2. Straight laid planks, cut in two lengthways. Design ref: 206 3. Random straight laid. Design ref: 103



4, 5. Brickwork wood tile effect, inlaid with Grey Grouting Strip. Design ref: 219



White Limed Oak 2229



Plank size 152.4 x 914.4mm

1. Random straight laid, with Classic Oak Marquetry Strip tramline perimeter. Design ref: 507 2, 3. Random straight laid. Design ref: 103

Boathouse Oak 2242



1



2



Plank size 184.2 x 1219.2mm

1, 2. Random straight laid. Design ref: 103

Smoke Brushed Elm 2233



1



2



3



Plank size 152.4 x 914.4mm

1, 3. Random straight laid. Design ref: 103 2. Herringbone (third length planks). Design Ref 208

North American Walnut 2236



Plank size 152.4 x 914.4mm

1, 2, 3. Random straight laid. Design ref: 103

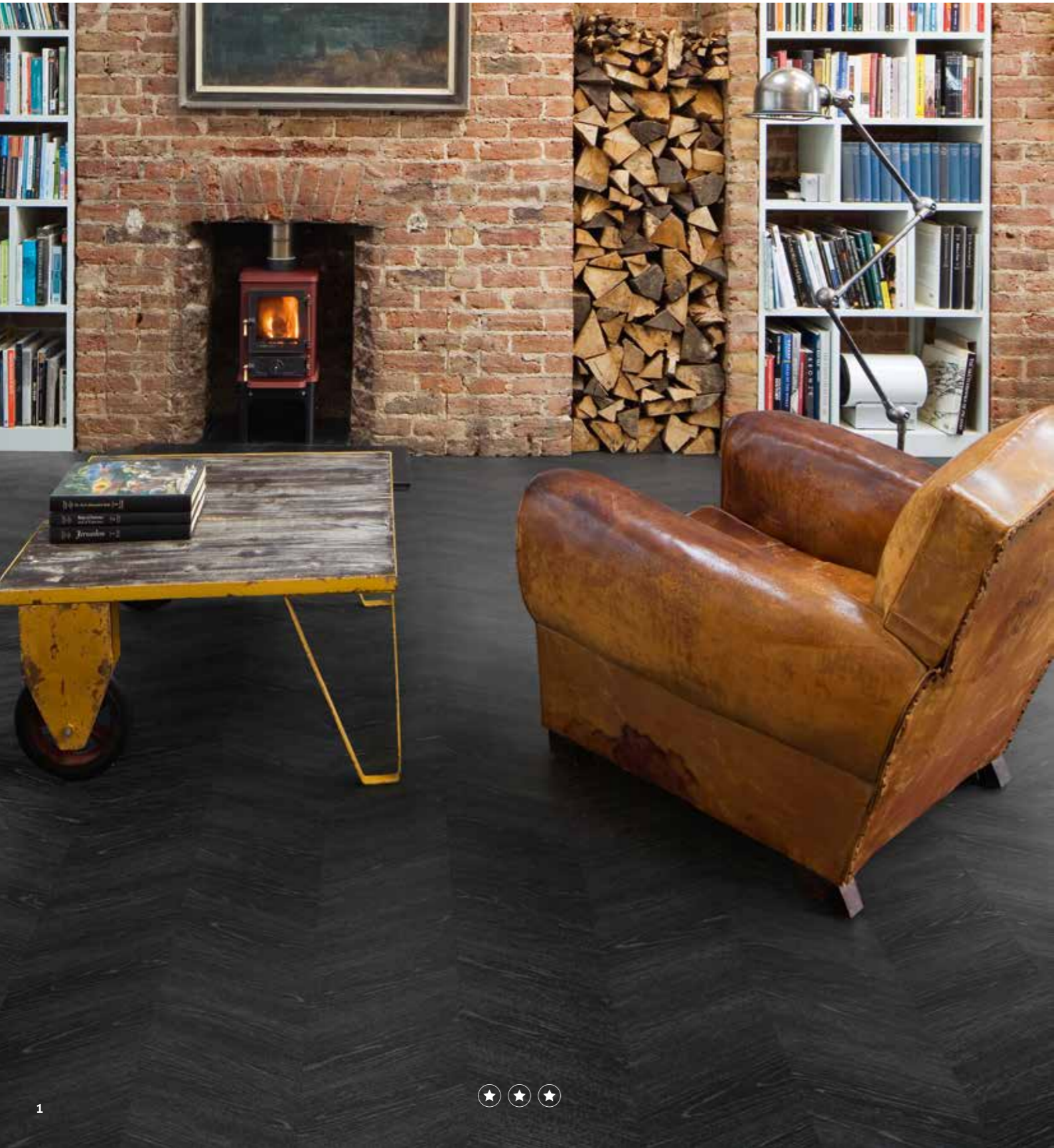
Heritage Oak 2239




Plank size 203.2 x 1219.2mm

1, 2, 3. Random straight laid. Design ref: 103

Midnight Ash 2243



1



Plank size 203.2 x 1219.2mm

1. Parquet chevron (third length planks). Design ref: 211 2. Random straight laid. Design ref: 103
 3. 45° Random straight laid, alongside Bianco Oak. Design ref: 103

STONE

Taking inspiration from natural and new man-made materials from across the globe, our experienced design team continually research new and upcoming interior trends to bring you a balanced collection of contemporary and timeless stone designs. Whether applying a modern twist to a traditional design or intricately cutting each tile to produce a bespoke flooring layout, fuel your creativity and find a floor you will love for years to come.



Send us your home installations to twitter.com/Polyflorathome and we will select the best ones to feature on our blog.polyflorathome.com

CAMARO™
FLOORING COLLECTION



White Metalstone 2332



1



2



3



Tile size 304.8 x 609.6mm

- 1. Miniature chevron, alongside Sienna Oak. Design ref: 435
- 2. Brickwork. Design ref: 305
- 3. Brickwork with Ice Grouting Strip. Design ref: 404

Portico Limestone 2334



Tile size 304.8 x 609.6mm

- 1. Varied width tiles with Grey Grouting Strip. Design ref: 422
- 2. Herringbone with Natural Oak Marquetry Strip. Design ref: 429
- 3. Brickwork. Design ref: 305

Classic Yorkstone 2336



Tile size 304.8 x 304.8mm

- 1. Two tiles together laid brickwork, with Pearl Grouting Strip. Design ref: 405
- 2. Straight laid with ¼ tile and Cream Feature Strip tramline perimeter. Design ref: 526
- 3. Straight laid. Design ref: 301

Romano Stone 2301



1



2




3



Tile size 304.8 x 304.8mm

1, 3. Assorted paving effect, with Gold Feature Strip. Design ref: 427 2. Straight laid. Design ref: 301

Burnished Concrete 2342



Tile size 304.8 x 609.6mm

Organic Concrete 2343



1



Tile size 304.8 x 609.6mm

1. Full hexagon pattern, alongside Burnished Concrete and Smoked Concrete. Design ref: 437 2, 3. Straight laid. Design ref: 304

Smoked Concrete 2344



1



2



3

Tile size 304.8 x 609.6mm

1, 3. Straight laid. Design ref: 304 2. 45° Chequerboard effect, alongside Burnished Concrete. Design ref: 416

Glacier Slate 2345



Tile size 152.4 x 609.6mm

1, 3. Random straight laid. Design ref: 103 2. Off-set chevron, alongside Highland Slate. Design ref: 431






Highland Slate 2346



1



Tile size 152.4 x 609.6mm

1. Brickwork with Coffee Grouting Strip. Design ref: 404 2, 3. Random straight laid. Design ref: 103

Arctic Slate 2341



Tile size 304.8 x 609.6mm

- 1. Brickwork. Design ref: 305
- 2. Off-set keysquare design, alongside White Metalstone with Grey Grouting Strip. Design ref: 425
- 3. Brickwork, with Ice Grouting Strip. Design ref: 404

Ocean Slate 2319



1



Tile size 304.8 x 609.6mm

- 1. Brickwork. Design ref: 305
- 2. Brickwork with Graphite Grouting Strip. Design ref: 404
- 3. Dual width tiles, cut in 1/2 and 1/3 lengthways, alongside White Metalstone with Pearl and Grey Grouting Strip. Design ref: 421

Atlantic Slate 2339



1



2



3



Tile size 304.8 x 304.8mm

- 1. Large square tile effect, laid brickwork with Pearl Grouting Strip. Design ref: 409
- 2. Two tiles, straight laid with Ice Grouting Strip. Design ref: 408
- 3. 45° Straight laid, with half tile perimeter. Design ref: 522

CREATE YOUR DREAM HOME

Engineered to be both functional and beautiful, every design in the Camaro collection offers you an imaginative and aspirational floorcovering without compromising on durability. There are an infinite number of laying patterns and shade combinations to choose from, so the following pages are designed to guide you through the process of selecting your favourite shades, flooring layouts and accessories. You can then order samples to be delivered free to your home for you to make your final selection.

Whether you choose a simple, classic flooring layout or an intricate bespoke design, Camaro makes it easy to start planning your ideal space.



Send us your home installations to twitter.com/Polyflorathome and we will select the best ones to feature on our blog.polyflorathome.com




CAMARO™
FLOORING COLLECTION


THE WOOD COLLECTION

CAMARO™ FLOORING COLLECTION



2251  R10
Cambridge Parquet
76.2 x 228.6mm



2252  R10
Georgian Parquet
76.2 x 228.6mm



2217 American Oak 101.6 x 914.4mm 



2202 Nut Tree 101.6 x 914.4mm 



2247 Salvaged Timber 76.2 / 101.6 / 152.4 x 914.4mm  R10



2220 Vintage Timber 152.4 x 914.4mm 




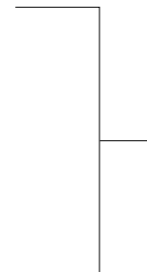
2236 North American Walnut 152.4 x 914.4mm 




2229 White Limed Oak 152.4 x 914.4mm 



2233 Smoke Brushed Elm 152.4 x 914.4mm 




 These designs feature a micro bevel.

The **R values** shown denote a ramp test result, which is an ex-factory measure of slip resistance. For safety flooring with sustainable wet slip resistance, refer to Expona Control PUR or the Polysafe ranges.

With regard to colour printing, it is only possible to give a provisional representation of the product colour. For colour selection, an original sample should be used which we shall be pleased to supply free of charge. To replicate the natural material, the wood effect products may contain knots or markings as part of their design.



2232 Natural Oak 152.4 x 1219.2mm 



2244 Cashmere Oak 184.2 x 1219.2mm 



2248 Sienna Oak 184.2 x 1219.2mm 



2246 Quayside Oak 184.2 x 1219.2mm 



2249 Wild Amber Oak 184.2 x 1219.2mm 



2241 Bianco Oak 184.2 x 1219.2mm 




2242 Boathouse Oak 184.2 x 1219.2mm 



2239 Heritage Oak 203.2 x 1219.2mm 



2243 Midnight Ash 203.2 x 1219.2mm 

2243 Midnight Ash 203.2 x 1219.2mm 

THE STONE COLLECTION

CAMARO™
FLOORING COLLECTION



2336 Classic Yorkstone
304.8 x 304.8mm

R10



2301 Romano Stone
304.8 x 304.8mm

R10



2339 Atlantic Slate
304.8 x 304.8mm

R10



2341 Arctic Slate
304.8 x 609.6mm

R10



2342 Burnished Concrete
304.8 x 609.6mm

R10



2345 Glacier Slate
152.4 x 609.6mm

R10



2346 Highland Slate
152.4 x 609.6mm

R10



2319 Ocean Slate
304.8 x 609.6mm

R10



2343 Organic Concrete
304.8 x 609.6mm

R10



2332 White Metalstone
304.8 x 609.6mm

R10



2334 Portico Limestone
304.8 x 609.6mm

R10



2344 Smoked Concrete
304.8 x 609.6mm

R10

The **R values** shown denote a ramp test result, which is an ex-factory measure of slip resistance. For safety flooring with sustainable wet slip resistance, refer to Expona Control PUR or the Polysafe ranges.

With regard to colour printing, it is only possible to give a provisional representation of the product colour. For colour selection, an original sample should be used which we shall be pleased to supply free of charge. To replicate the natural material, the stone effect tiles may include variation in markings as part of their design.

ACCESSORIES


Creating a stylish and individual floor for your home is now even easier. Whether you are looking to add details and highlights or want to push boundaries with a bespoke design, it's all simple to achieve with our carefully selected range of inlay accessories.



Send us your home installations to twitter.com/Polyflorathome and we will select the best ones to feature on our blog.polyflorathome.com

CAMARO™
FLOORING COLLECTION






ACCESSORIES

We offer an exclusive selection of inlay accessories that have been purposefully designed to enhance each shade within the Camaro collection.

Grouting Strips

Typically laid between stone tiles, grouting strips can be used as a subtle close-to-tile colour addition to your floor, or you can select a lighter or darker shade to create a contrasting effect.

Strip size: 3mm x 914mm



Ice Grouting Strip with Atlantic Slate.

Marquetry Strips

These strips are ideal for laying between planks to create designs such as ships decking, perimeter borders or highlighting room features like fireplaces and island units.

Strip size: 3mm x 914mm



Classic Oak Marquetry Strip with White Limed Oak.

Design Tip: *It is worth noting that although the Grouting Strips are ideal for the stone tiles and the Marquetry Strips suit the wood planks, they can be mixed and matched between tiles and planks to further create a unique look.*

Note: As the Grouting, Marquetry & Cross Grain Marquetry Strips are cut from natural wood and stone designs, there will be variation in markings and decoration.

Cross Grain Marquetry Strips

Running across the natural wood grain, these eye catching strips create a distinct effect when used individually or in varied combinations.

Strip size: 10mm x 914mm



1011 Classic Oak



1012 Walnut

Strip size: 25mm x 914mm



2511 Classic Oak



2512 Walnut



Classic Oak and Walnut Cross Grain Marquetry Strips with Sienna Oak.

Feature Strips

Feature strips bring a bold statement look to both planks and tiles. Create a focal point or use as a metallic highlight for a striking luxurious finish.

Strip size: 5mm x 1000mm



0026 Gold



0025 Silver



0028 Black



0032 Cream



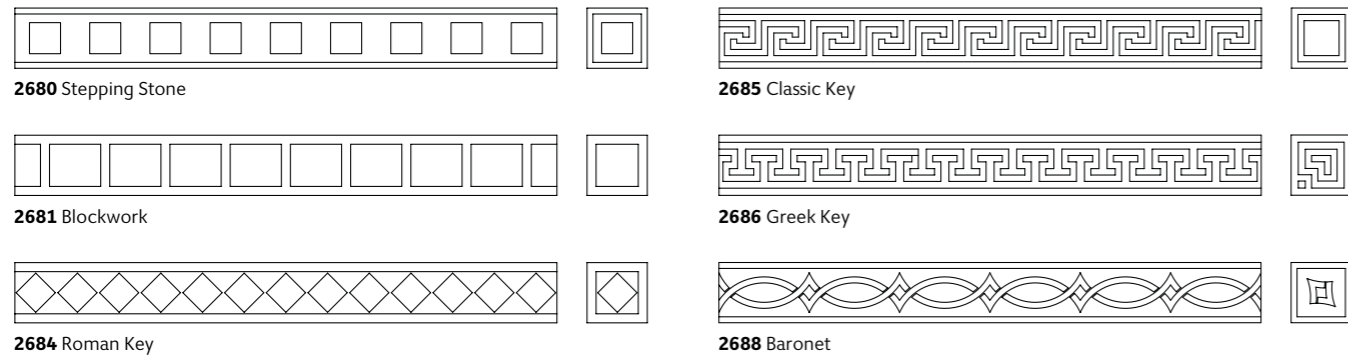
0031 Brown



Brown Feature Strip with Vintage Timber.

Highlighting room features

You may wish to create focal points within your home, such as highlighting an island unit or following the perimeter of your room. This can easily be achieved by utilising Camaro accessories or the Design Floor Service. For subtle additions, Grouting, Marquetry, Cross Grain Marquetry or Feature Strips can be inlaid as defining and demarcating lines. For bolder and more dramatic features, see the selection of our most popular border and corner designs below. Each of these are typically laid a plank width or cut tile distance away from the wall. Each design is available on special order in any Camaro colour combination. Border and Corner length and width will always depend on which design and shades you select. Your installer can provide further information on these options.



These are only a selection of our most popular borders and corners. If you have a particular design in mind consult your flooring provider.

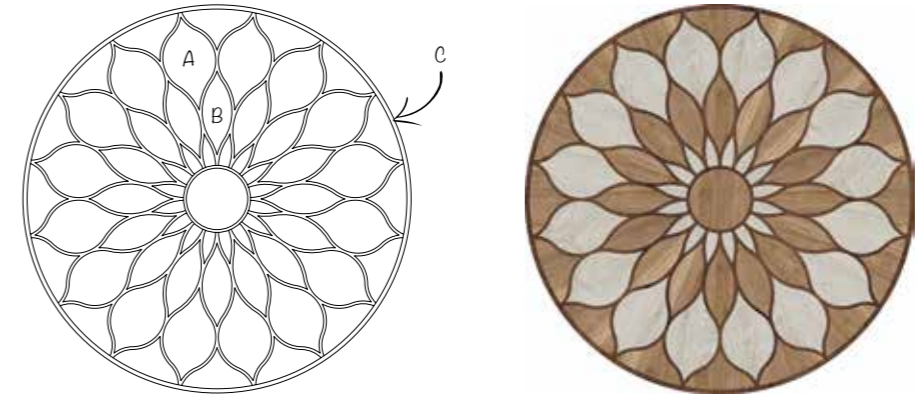
All borders and corners are cut by Polyflor on a bespoke basis. Borders are typically supplied in 101 x 914mm lengths. Corners are 101mm square. Alternative sizes can be supplied.



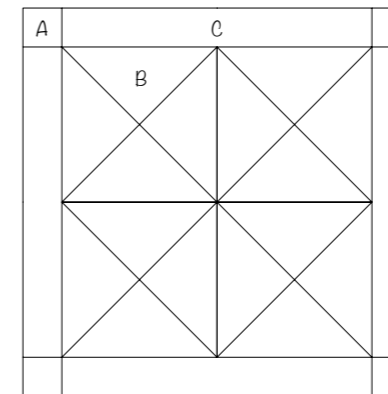
2688 Baronet Border in North American Walnut laid with Sienna Oak.

Compass & Centerpieces

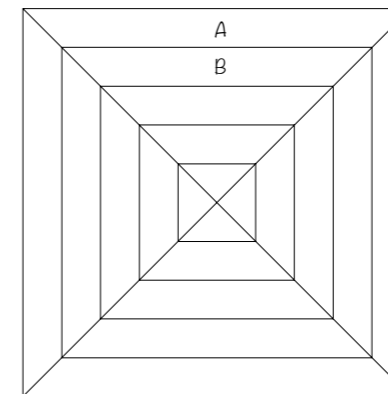
Motifs and Centerpieces are the ideal way to completely personalise your floor. From subtle floral highlights to dramatic geometric patterns, focal points bring a personal touch to your home.



A. 2241 Bianco Oak B. 2232 Natural Oak C. 2236 North American Walnut




A. 2341 Arctic Slate B. 2339 Atlantic Slate C. 2346 Highland Slate



A. 2248 Sienna Oak B. 2236 North American Walnut





DISCOVER YOUR
CREATIVE EDGE



CAMARO™
FLOORING COLLECTION

CREATIVE EDGE

What will you create?

the possibilities
are **endless**

2342 Burnished Concrete

2248 Sienna Oak

2332 White Metalstone

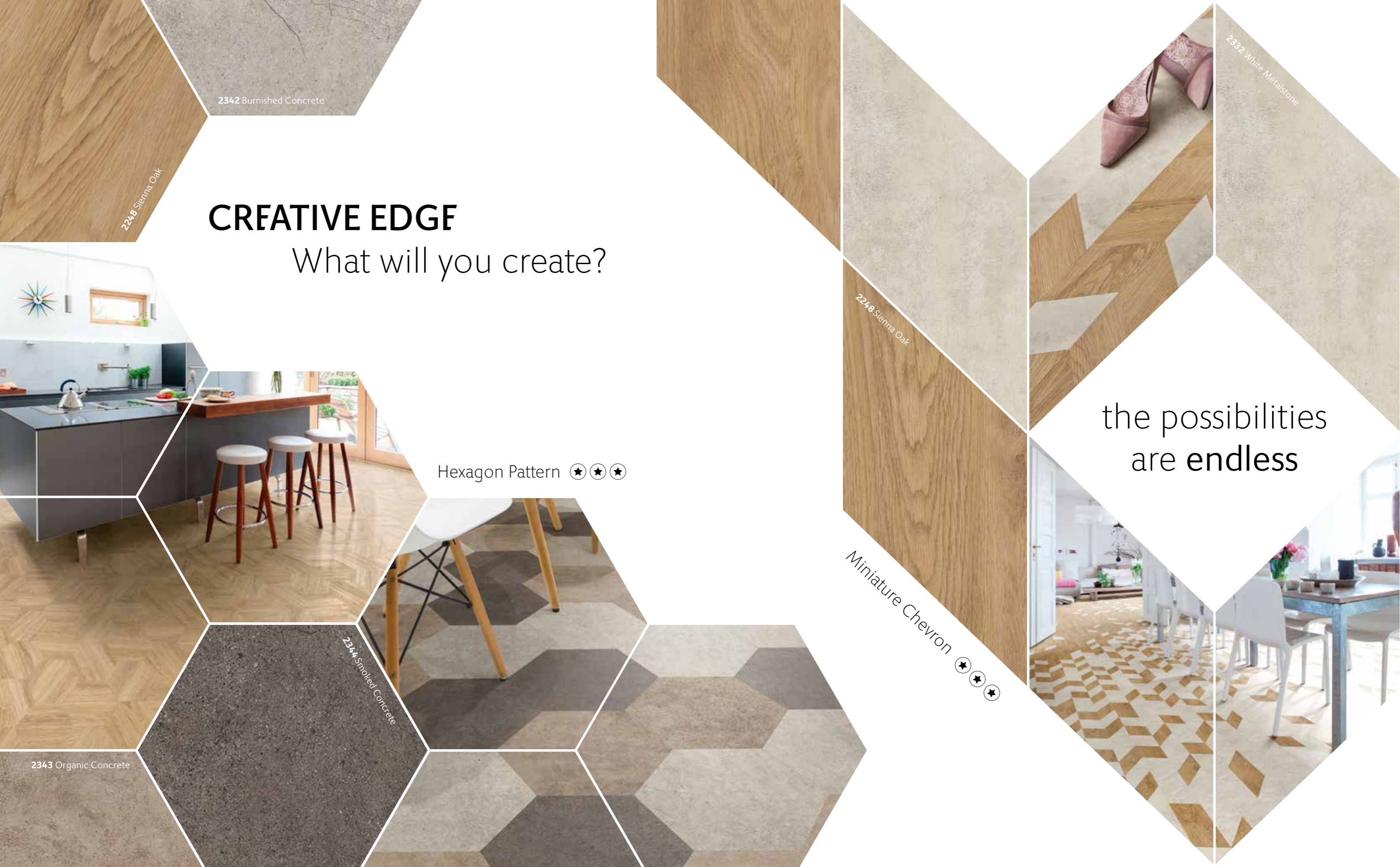
2248 Sienna Oak

Hexagon Pattern ★★

Miniature Chevron ★★


2344 Smoked Concrete

2343 Organic Concrete




CREATIVE EDGE Design Floors Wood

These linear drawings show a number of creative designs to help inspire you when choosing your new Camaro floor. From clean and simple layouts to more ambitious and sophisticated designs, each version can be achieved with the help of Polyflor's bespoke cutting service and design accessories.




Straight laid plank - random.
Design ref: 103




Straight laid plank with strip between each length ('ships decking' effect).
Design ref: 201



Straight laid plank with tramline strip perimeter (tramline planks can be supplied in bespoke width).
Design ref: 507



Herringbone design with full length planks.
Design ref: 207




Double plank tramline.
Design ref: 215




Herringbone design (typically third length planks).
Design ref: 208


Simply choose the floor format along with the preferred Camaro colour(s) and allow us to do the rest. For detailed information, contact your Camaro provider.




Parquet tramline, tessellated.
Design ref: 213



Woodblock parquet.
Design ref: 224




Plank weave - full planks with square cut pieces running at 90°.
Design ref: 217



Brickwork wood tile.
Design ref: 219



Straight laid planks, cut in two lengthways.
Design ref: 206



Triple row wood triangles with strip.
Design ref: 227

CREATIVE EDGE Design Floors Stone

As with the Wood design floors, the drawings below provide you with a wide creative scope to help you achieve a beautiful floor installation. You can even take ideas from various formats and design your own.

If you have a specific design in mind which is not covered here, discuss it with your provider to see how it can be achieved.

CUTTING PRICE GUIDE



Square tile with strip around every 2 tiles, laid brickwork (rectangular tile effect).
Design ref: 405



Stone Herringbone using rectangular tiles and strip.
Design ref: 429



Square tile laid 45° with half tile perimeter.
Design ref: 522



Varied width tiles with strip.
Design ref: 422



Large square tile effect, laid brickwork with strip.
Design ref: 409



Assorted paving effect with strip.
Design ref: 427



Off-set chevron cut tiles - 2 colours.
Design ref: 431



45° Chequerboard effect - 2 colours.
Design ref: 416



Dual width tiles (typically cut in 1/2 & 1/4 tiles lengthways) with strip.
Design ref: 421



Off-set key-square design with strip.
Design ref: 425



Slim tiles laid brickwork with surrounding strip.
Design ref: 404



Two tiles installed together with strip to give a rectangular tile effect.
Design ref: 408




HINTS AND TIPS

The following pages are designed to provide you with further product information and even more ideas, to help you create a beautiful and practical home.

Surface textures

Each Camaro product has been developed to replicate the beauty and feel of natural materials. The wood planks feature a variety of surface textures from a smoother wood grain to heavier and more rustic aged timber effects, matching the relevant wood species. The stone tiles incorporate smooth and sleek finishes, natural slate textures and riven stone effects. Window and interior lighting can pick up these surfaces textures as can bare feet, which all add to the authenticity of the floor.



Floor direction

The direction of the installed floor can also have a bearing on the overall aesthetic. As an example, to give the appearance of a natural timber floor the planks should be laid running against the supporting underfloor joists, as floor boards would be. Alternatively you may wish to run them on an angle or in a parquet floor feature, such as herringbone. The stone tiles can be utilised in a number of ways including straight laid, on angles and with accessories.



Polyflor at Home Blog

Bursting with design advice and fun interior discussions, our Polyflor At Home blog is another great resource to help inform and inspire your final flooring choice. We regularly post articles about design floors, trending interior topics and inspiring home makeovers, providing an invaluable guide on how to refresh your home.

RECREATE THE LOOK...

If there is a particular installation that you love the look of, we frequently post 'recreate the look' articles listing where you can find furniture and accessories like the ones featured in our lifestyle photography.



blog.polyflorathome.com

SEASONAL HINTS & TIPS

Different times of the year bring different interior trends, from getting ready for the Christmas party season to spring cleaning your home, we bring you the latest styling tips all year round.



CUSTOMER INSTALLATIONS

We love our customers sending us beautiful installation photography featuring their new Camaro floors. These interiors provide continuous inspiration for us, which is why we showcase the best of the bunch on our blog so you can be inspired too.



For even more hints, tips and beautiful interior photography why not connect with us and browse our Pinterest, Twitter, Facebook and Instagram posts.

ENVIRONMENT

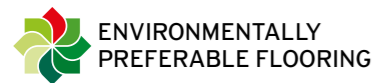
Polyflor have for many decades been recognised as a leading global manufacturer of high quality, high performance floorcoverings. We have demonstrated a high level of commitment and endeavour to minimise the impact of our products on the environment whilst maximising the performance benefits of our flooring throughout their entire life.

Camaro is 100% recyclable and can be recycled many times without losing any of its performance properties. It contains an average of 40% recycled material, and can be recycled via Recofloor, a vinyl flooring take-back scheme for recycling post consumer waste. Along with low VOCs, energy efficient manufacturing, long life and low maintenance it is clear why Camaro achieves BRE A+ rating for its LCA performance.

Choosing an environmentally preferable product from Polyflor means zero compromise in the function of the product.



For further details on Polyflor's achievements in areas such as recycling, energy reduction and waste avoidance log onto www.polyflor.com/sustainability



10 GUARANTEE

10 year product guarantee

The Camaro collection of luxury vinyl tiles has been developed to meet the highest technical specification of its product type. Ideal for all areas of the home, the products ensure high performance and optimum style. In addition, Camaro is suitable for moderate commercial applications such as light traffic areas within hotels, conference rooms and small offices.

Compared with many natural flooring options, Camaro will under normal conditions resist household stains and will not crack, chip or splinter. The manufacturers of Camaro are confident that their high quality products will provide many years of valuable service. All products purchased from the range are guaranteed for 10 years against normal wear and tear in the recommended environment, provided that they have been fitted correctly and maintained in accordance with the manufacturer's instructions. Full terms and conditions of the guarantee are available on request from your flooring wholesaler or Polyflor Ltd.



FLOORCARE

We want your Camaro floor to look it's best for many years to come and to help you achieve this we have laid out the following floorcare guidelines. Camaro does not harbour dust mites or bacteria making it ideal for the home environment.

Initial cleaning after your new floor has been installed:

- Avoid walking on the floor for at least 24 hours following completion of installation.
- Sweep or vacuum to prevent loose dirt or grit from scratching the floor.
- Polishing your floor can be beneficial to help prevent slight surface scratches and to provide further protection.

Day to day cleaning:

- Sweep or vacuum the floor to remove loose dirt, grit or dust.
- Use clean mops and neutral cleaning solutions to regularly clean your floor.
Contact Polyflor for details of approved maintenance products.
- Dilute the floor cleanser to the manufacturer's instructions.
- Mop the floor evenly.
- Collect any excess liquid in a mop bucket.
- Rinse the floor with clean water and allow to dry.

Regular cleaning is more beneficial to the floorcovering and is more cost effective than occasional heavy cleaning.

- Do:**
- ✓ Install barrier mats at entrances to pick up grit and moisture. (Please note, some rubber-backed mats may discolour the floor)
 - ✓ Ensure your furniture is fitted with protective pads where necessary to prevent scratches.
 - ✓ Use protective cups under heavy furniture to prevent indentation.
 - ✓ Remove spillages as quickly as possible to reduce risk of staining and causing slip hazards.
 - ✓ Always use clean equipment when maintaining your floor.
 - ✓ Regularly trim pets claws as these can cause fine scratches.

- Don't:**
- ✗ Use abrasive liquids or metal scouring pads as these can damage the floor.
 - ✗ Clean the floor with solvents, caustic detergents, washing up liquids, soap powders, bleach, furniture polishes, petroleum based products, pine gels, stain removers or highly coloured products. Such products may make the floor slippery or cause permanent damage.
 - ✗ Drag furniture with unprotected feet across the floor.



Camaro is resistant to everyday dirt and soil



Camaro is resistant to accidental splashes and temporary surface water



Dirty footprints are not a problem and can be easily wiped away




Everyday dirt and crumbs can be simply swept away

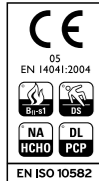


TECHNICAL DETAILS

Camaro is a top quality vinyl flooring in tile and plank formats. Each layer has been thermally pressed by means of innovative technologies for ultimate performance.



- 1. The Polyurethane Reinforcement**
Thanks to a factory-applied polyurethane reinforcement, there is less work for you to do to care for your floor.
- 2. The Wear Layer**
This transparent, extremely dense layer is hard-wearing and protects the decoration of the product. This allows the surface embossing to create a highly authentic effect.
- 3. The Decoration Layer**
Each design has been specifically developed for Camaro by means of extensive trend research and the commissioning of experienced product designers.
- 4. The Stabilisation Layer**
Improved dimensional stability is achieved by minimising the effect of surrounding physical properties (e.g. temperature fluctuations).
- 5. The Load-Bearing Layer**
The basis for the long service life and high performance of Camaro.



The following table features technical details, if you require any further information, contact Polyflor Customer Technical Services on +44 (0)161 767 1912, or email tech@polyflor.com

CHARACTERISTICS	CAMARO	CHARACTERISTICS	CAMARO
Type of floorcovering EN 649 / EN ISO 10582	Heterogeneous, PVC	Abrasion resistance EN 649 EN ISO 10582	Group T Type 1
Surface Treatment	Polyurethane Reinforcement (PUR)	Dimensional stability EN 434 / EN ISO 23999	≤ 0.1% max
Total Weight EN 430 / EN ISO 23997	3,600 g/m ²	Colour fastness to artificial light *	Level ≥ 6 ISO 105-B02 method 3
Performance classification EN 685 / EN ISO 10874	23, 31	Behaviour to fire EN 13501-1	Bfl - S1
Gauge EN 428 / EN ISO 24346	2.0mm	Slip resistance **	EN 13893 Class DS (Dry condition) DIN 51130 R10 AS/NZS 4586 R10 For safety flooring with sustainable wet slip resistance, refer to the Expona Control or Polysafe ranges
Wear layer thickness EN 429 / EN ISO 24340	0.3mm		VOC emissions
Plank size EN 427 / EN ISO 24342 and packaging details	192 @ 76.2 x 228.6mm = 3.34m ²	Chemical resistance EN 423 / EN ISO 26987	***
	36 @ 101.6 x 914.4mm = 3.34m ²		
	24 @ 152.4 x 914.4mm = 3.34m ²		
	18 @ 152.4 x 1219.2mm = 3.34m ²		
Tile size EN 427 / EN ISO 24342 and packaging details	15 @ 184.2 x 1219.2mm = 3.37m ²	Castor chair suitability EN 425 / ISO 4918	Suitable, type W, EN 12529
	12x3 @ 76.2 / 101.6 / 152.4 x 914.4mm = 3.62m ²		
	14 @ 203.2 x 1219.2mm = 3.46m ²		
Residual indentation EN 433 / EN ISO 24343-1	≤ 0.05mm	Underfloor heating suitability EN 1264-2	Suitable, max. 27° C

* We recommend that adequate UV protection be taken against products being installed in direct sunlight as fading may occur.
 ** For clarification regarding slip resistance, consult Polyflor. See product pages (80-83) for R values.
 *** Resistant depending on concentration and time of exposure. In case of increased impact of oils, grease, acids, alkalis and other aggressive chemicals, please contact us.



ONLINE SUPPORT & SAMPLES

Polyflor at home

www.polyflorathome.com



Visit our website

View even more Camaro interiors along with other inspiring Polyflor flooring ranges for the home on our dedicated website, where you can browse save and download your favourite images, as well as order samples on the go!

Commercial customers can also visit www.polyflor.com for detailed information on all collections within the Polyflor portfolio.



www.polyflor.com



Share your floor

We know that our customers love to create stunning Camaro floor installations within their homes, so why not share them with us? Send us your project images and show off your creative edge.



FREE Sample Service

+44 (0)161 767 2551

Get your **FREE Samples** of any Camaro product before you buy and try it out in your home. Call us or visit our website!

General enquiries

For general information on your specific project, speak with your local Camaro provider. If you require detailed technical data, contact Polyflor Customer Technical Services on +44 (0)161 767 1912 or email tech@polyflor.com

CAMARO™

FLOORING COLLECTION

POLYFLOR™ INTERNATIONAL

Australia

Polyflor Australia
Tel: +61 3 9215 4400
Tel: 1800 777 425
E-mail: sales@polyflor.com.au

Canada

Polyflor Canada Inc.
Tel: +1 905 364 3000
E-mail: sales@polyflor.ca

China

Polyflor Hong Kong
Tel: +(852) 2865 0101
E-mail: info@polyflor.com.hk

France

James Halstead France SAS
Tel: +33 (0) 8 20 20 32 11
E-mail: info@jhfrance.fr

Germany

objectflor Art und Design Belags GmbH
Tel: +49 (0) 2236 966 330
E-mail: info@objectflor.de

India

Polyflor India Pvt Ltd
Tel: +91 22 4023 2485
E-mail: info@polyflor.co.in

Ireland

Polyflor Ireland
Tel: +353 (1) 864 9304
E-mail: salesireland@polyflor.com

New Zealand

Polyflor New Zealand
Tel: +64 9 269 1111
Tel: 0800 765 935
E-mail: sales@polyflor.co.nz

Norway

Polyflor Nordic
Tel: +47 23 00 84 00
E-mail: firmapost@polyflor.no

Poland

Polflor Sp. Z o.o.
Tel: +48 (0) 61 820 3155
E-mail: polyflor@polflor.com.pl

Russia

Polyflor Contract Ltd
Tel: +7 (812) 332 42 02
E-mail: info@polyflor.ru

South Africa

Poly Sales Africa (Pty.) Ltd
Tel: +27 11 609 3500
E-mail: info@polyflor.co.za

Sweden

FalckDesign AB
Tel: +46 (0) 300 15820
E-mail: info@falckdesign.com

www.polyflorathome.com

www.polyflor.com



POLYFLOR™ HEAD OFFICE

POLYFLOR LTD. PO BOX 3 RADCLIFFE NEW ROAD WHITEFIELD MANCHESTER M45 7NR UK

UK SALES DIRECT: +44 (0)161 767 1122

UK SAMPLE REQUESTS: +44 (0)161 767 2551

EXPORT SALES DIRECT: +44 (0)161 767 1913

UK FAX: +44 (0)161 767 1128

EXPORT FAX: +44 (0)161 767 1166

TECHNICAL SUPPORT: +44 (0)161 767 1912

RECEPTION: +44 (0)161 767 1111

E-MAIL: PAHTEAM@POLYFLOR.COM

WEBSITE: WWW.POLYFLOR.COM

POLYFLOR™
COVERING THE WORLD

James Halstead™
FLOORING